

APPROVAL SHEET

To :

Customer P/N :

UDE P/N : RV10-ZZ-0003

Description : RJ45 1X1 Vertical

Through Hole

Pure Connector

Contact Area : Gold Flash

LED : Without LED

Without Shield



Spec No.
RV1020002-00

Update Date
2020/9/14

Revision
A

Approved	Checked	Prepared



湧德電子 股份有限公司
UDE Corp.

桃園市(33852) 蘆竹區內溪路 68 巷13號

No.13, Ln. 68, Neixi Rd., Luzhu Dist., Taoyuan City (33852), Taiwan

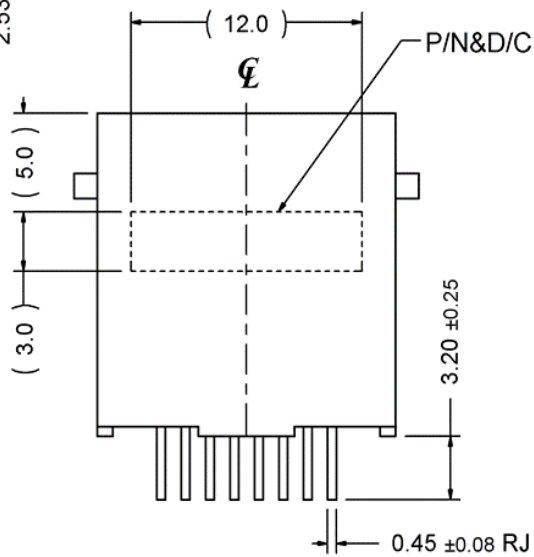
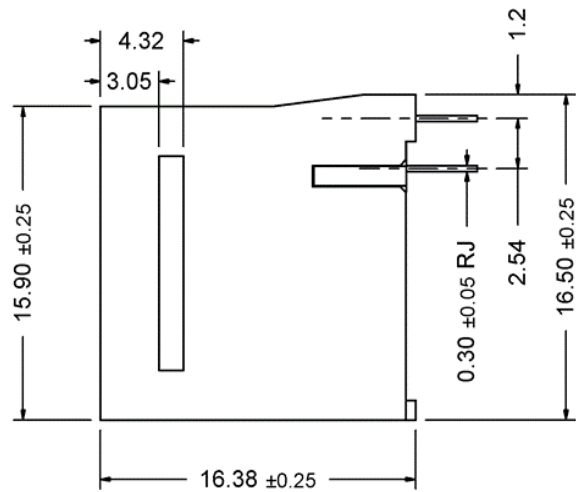
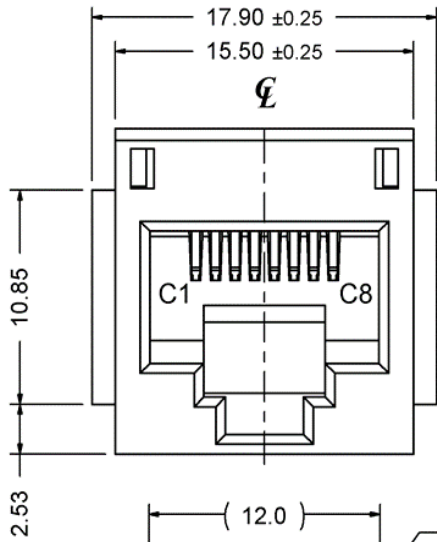
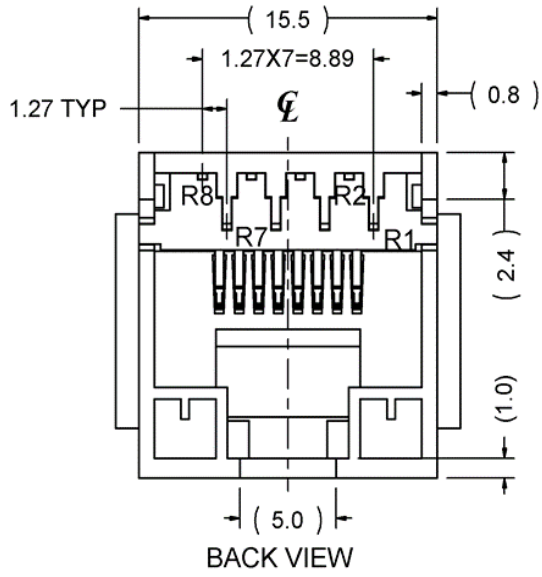
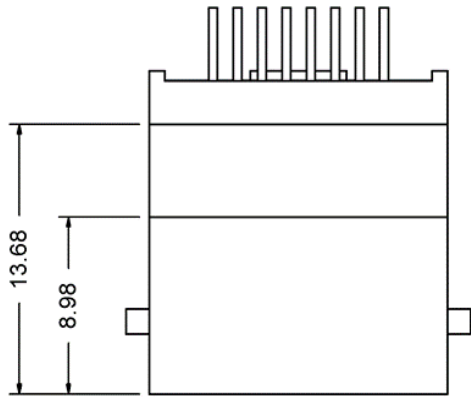
TEL: 886-3-3242000 FAX: 886-3-3246611

<http://www.ude-corp.com/>

1. MECHANICAL DIMENSION

Product Dimension

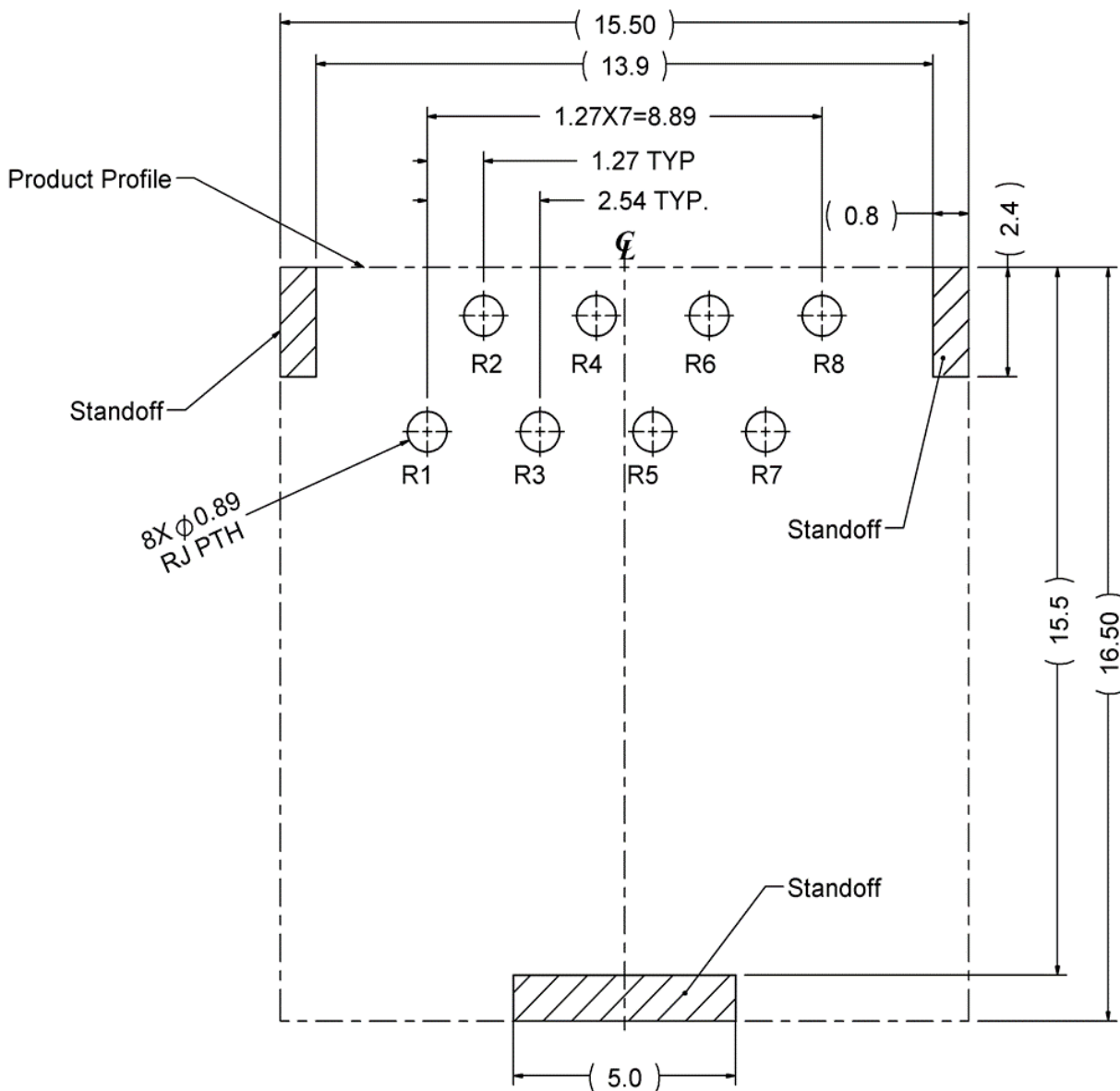
Unit:mm	General Tolerance :	X.X : ± 0.38
		X.XX : ± 0.20



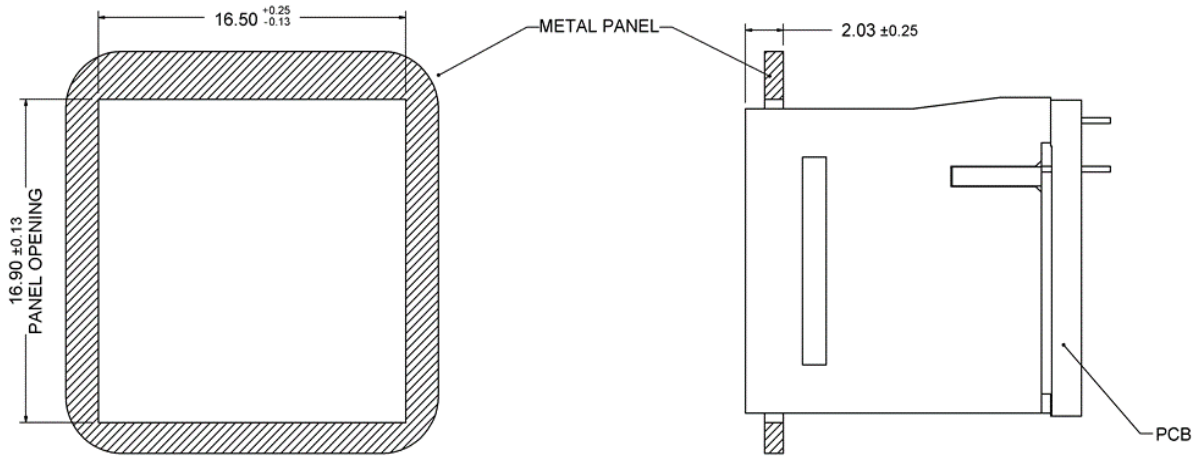
Recommended PCB Layout. Component side of board

All dimension units are "mm".

All dimension tolerances are $\pm 0.05\text{mm}$ unless otherwise specified.



Recommended Panel cutout



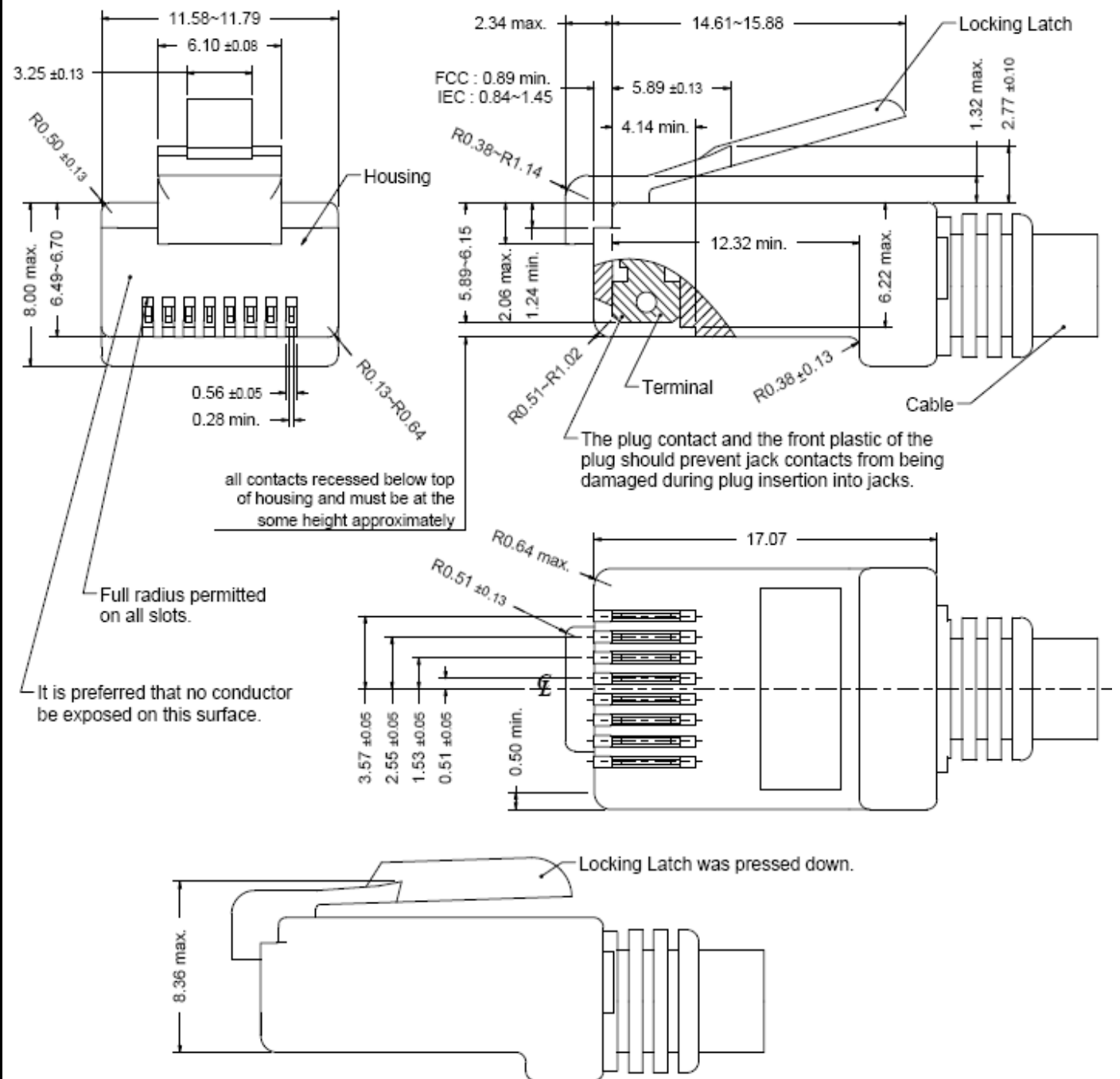
2. Packing Information

72 pcs finished goods per tray

7 trays(504 pcs finished goods) per inner box

4 Inner boxes(2016 pcs finished goods) per master carton

3. Standard RJ45 Plug Specification



- All dimensions follow :
FCC subpart F, 68,500, Figure (C)(2)(i) & (C)(2)(ii) & (C)(3)(i)
IEC 60603-7
- All plugs must be meeting the requirements of plug Go & No-Go gauge.
Gauge follow : FCC subpart F, 68,500, Figure (C)(4)(i) & (C)(5)(i)
- There must be no damage to Housing and Locking Latch.
- There must be no nicks and cuts in cable.
- Durability : 750 cycles generally

4. REQUIREMENTS

Design and Construction

Product shall be of design, construction and physical dimensions specified on applicable.

Material

Terminal Parts (Underplating : 50 μ " min. Nickel overall)

RJ Terminal : Phosphor Bronze, Thickness=0.30mm

Finish : Contact Area : Gold Flash

Finish : Solder Tail : 100 μ " min. Matte Tin

Plastic Parts <UL94V-0>

Housing : PA6T, Black

Spacer : PBT, Black

5. Operating and Storage Temperature

Operating Temperature : -40°C to +85°C

Storage Temperature : -40°C to +85°C

6. RJ45 specifications

Insulation Resistance : 500MΩ min.

Insertion force with the latch depressed : 20N max.

Removal force with the latch depressed : 20N max.

Locking Force of Plug Latch : 50N min. @ 60+/-5 sec.

Durability : 750 cycles

7. Performance and Test Description

Product is designed to meet electrical, mechanical and environmental performance requirements specified in below table.

All tests are performed at ambient environmental conditions per MIL-STD-1344A and EIA-364 unless otherwise specified.

8. Packaging and Packing

All parts shall be packaged and packed to protect against physical damage, corrosion and deterioration during shipment and storage.

9. WAVE SOLDERING TEMPERATURE PROFILE

Note :

The measuring point for the specified temperature shall be on the soldered part of the lead.

